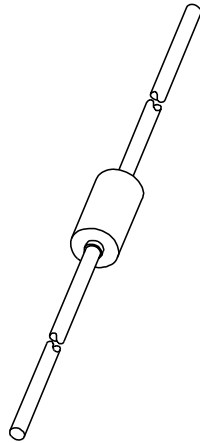


DATA SHEET



BZV37

**Bidirectional voltage regulator
diode**

Product specification
Supersedes data of April 1992

1996 Apr 26

Bidirectional voltage regulator diode

BZV37

FEATURES

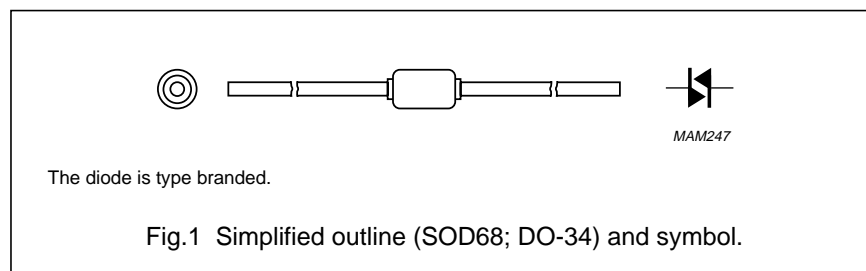
- Low total power dissipation: max. 400 mW
- Working voltage: nom. 6.5 V
- Non-repetitive peak reverse power dissipation: max. 40 W
- Bidirectional.

APPLICATIONS

- Voltage stabilizer and transient protection element.

DESCRIPTION

Low-power voltage regulator diode in an hermetically sealed leaded glass SOD68 (DO-34) package.



LIMITING VALUES

In accordance with the Absolute Maximum Rating System (IEC 134).

SYMBOL	PARAMETER	CONDITIONS	MIN.	MAX.	UNIT
I_Z	continuous working current		–	50	mA
I_{ZSM}	non-repetitive peak reverse current	$t = 30 \text{ s}; t_1 = 8 \text{ }\mu\text{s}; t_2 = 20 \text{ }\mu\text{s}; T_j = 25 \text{ }^\circ\text{C}$ prior to surge; see Fig.3	–	7	A
		$t = 30 \text{ s}; t_1 = 10 \text{ }\mu\text{s}; t_2 = 1000 \text{ }\mu\text{s}; T_j = 25 \text{ }^\circ\text{C}$ prior to surge; see Fig.3	–	2	A
P_{tot}	total power dissipation	$T_{amb} \leq 25 \text{ }^\circ\text{C}$	–	400	mW
P_{ZSM}	non-repetitive peak reverse power dissipation	$t_p = 100 \text{ }\mu\text{s}$ square wave; $T_j = 25 \text{ }^\circ\text{C}$ prior to surge; see Fig.2	–	40	W
T_{stg}	storage temperature		–65	+200	$^\circ\text{C}$
T_j	junction temperature		–	200	$^\circ\text{C}$

ELECTRICAL CHARACTERISTICS

$T_j = 25 \text{ }^\circ\text{C}$; unless otherwise specified.

SYMBOL	PARAMETER	CONDITIONS	MIN.	NOM.	MAX.	UNIT
V_Z	working voltage	$I_{Ztest} = 5 \text{ mA}$	6.2	6.5	6.8	V
$V_{(CL)R}$	clamping voltage	$I_{ZSM} = 7 \text{ A}; t_1 = 8 \text{ }\mu\text{s}; t_2 = 20 \text{ }\mu\text{s}$	–	–	25	V
		$I_{ZSM} = 2 \text{ A}; t_1 = 10 \text{ }\mu\text{s}; t_2 = 1000 \text{ }\mu\text{s}$	–	–	15	V
r_{diff}	differential resistance	$I_{Ztest} = 5 \text{ mA}$	–	–	20	Ω
S_Z	temperature coefficient	$I_{Ztest} = 5 \text{ mA}$	–	–	0.1	%/K
C_d	diode capacitance	$V_R = 0 \text{ V}$	–	–	150	pF
I_R	reverse current	$V_R = 4 \text{ V}$	–	–	10	μA
		$V_R = 4 \text{ V}; T_j = 150 \text{ }^\circ\text{C}$	–	–	30	μA
		$V_R = 2 \text{ V}$	–	–	3	μA

Bidirectional voltage regulator diode

BZV37

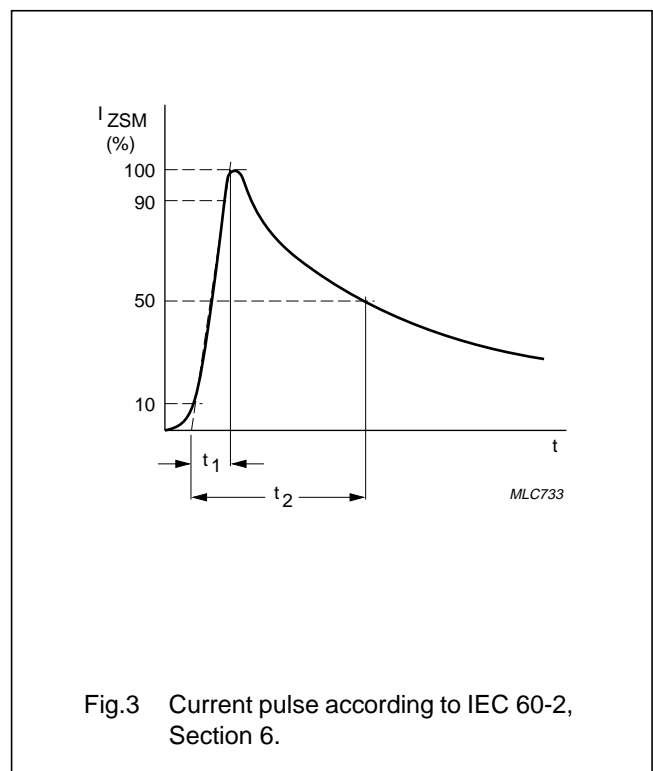
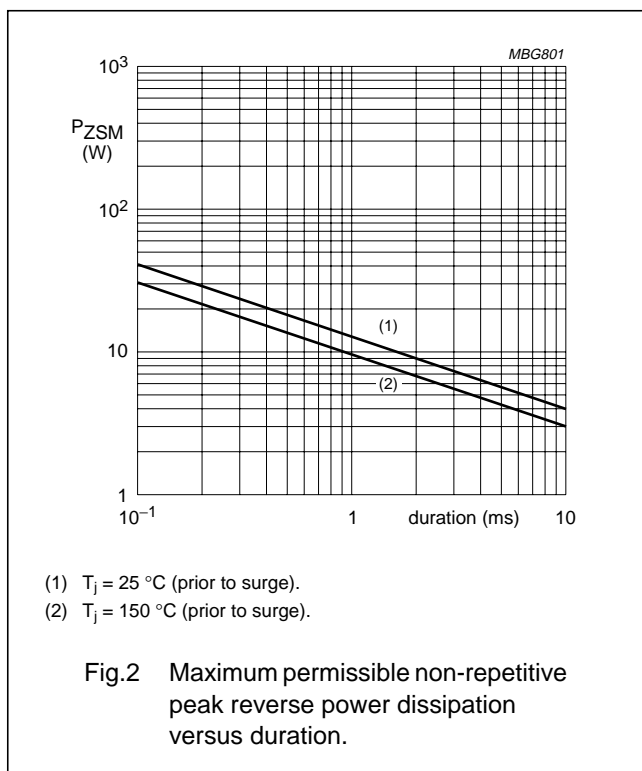
THERMAL CHARACTERISTICS

SYMBOL	PARAMETER	CONDITIONS	VALUE	UNIT
$R_{th\ j-tp}$	thermal resistance from junction to tie-point	lead length 8 mm	300	K/W
$R_{th\ j-a}$	thermal resistance from junction to ambient	lead length max.; note 1	380	K/W

Note

1. Device mounted on a printed circuit-board without metallization pad.

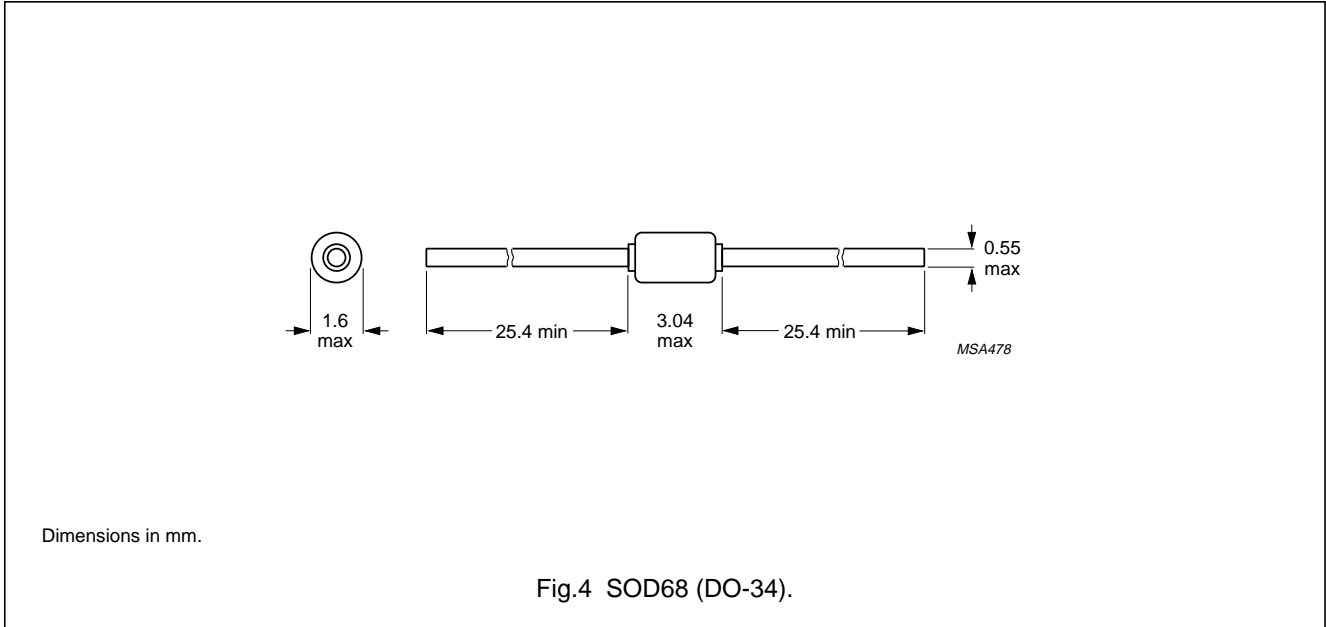
GRAPHICAL DATA



Bidirectional voltage regulator diode

BZV37

PACKAGE OUTLINE



DEFINITIONS

Data sheet status	
Objective specification	This data sheet contains target or goal specifications for product development.
Preliminary specification	This data sheet contains preliminary data; supplementary data may be published later.
Product specification	This data sheet contains final product specifications.
Limiting values	
Limiting values given are in accordance with the Absolute Maximum Rating System (IEC 134). Stress above one or more of the limiting values may cause permanent damage to the device. These are stress ratings only and operation of the device at these or at any other conditions above those given in the Characteristics sections of the specification is not implied. Exposure to limiting values for extended periods may affect device reliability.	
Application information	
Where application information is given, it is advisory and does not form part of the specification.	

LIFE SUPPORT APPLICATIONS

These products are not designed for use in life support appliances, devices, or systems where malfunction of these products can reasonably be expected to result in personal injury. Philips customers using or selling these products for use in such applications do so at their own risk and agree to fully indemnify Philips for any damages resulting from such improper use or sale.



LittleDiode supplies new, hard to find or obsolete electronic components and semiconductors all over the world.

With over two million different components listed you are sure to find the part you need.

Feel free to visit us today at our online store:

LittleDiode.com

Looking forward to providing you with the best possible service.