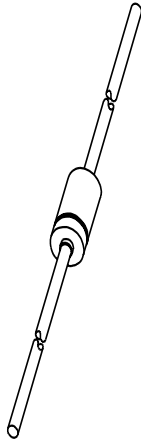


# DATA SHEET



## **BA482; BA483; BA484** Band-switching diodes

Product specification  
Supersedes data of January 1982

1996 Apr 17

## Band-switching diodes

## BA482; BA483; BA484

## FEATURES

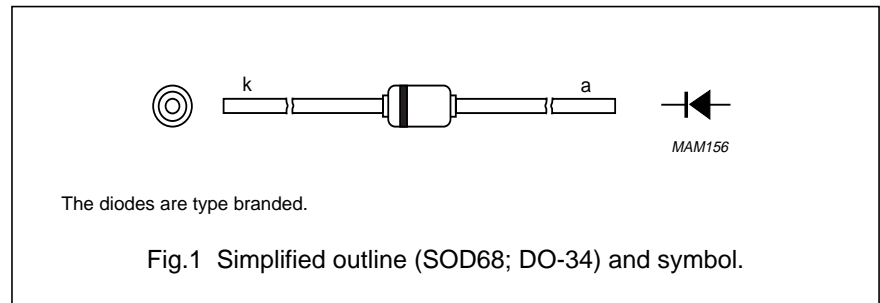
- Continuous reverse voltage:  
max. 35 V
- Continuous forward current:  
max. 100 mA
- Low diode capacitance:  
max. 1.0 to 1.6 pF
- Low diode forward resistance:  
max. 0.7 to 1.2  $\Omega$ .

## APPLICATION

- VHF television tuners.

## DESCRIPTION

Planar high performance band-switching diode in a hermetically sealed glass SOD68 (DO-34) package.



## LIMITING VALUES

In accordance with the Absolute Maximum Rating System (IEC 134).

SYMBOL	PARAMETER	MIN.	MAX.	UNIT
$V_R$	continuous reverse voltage	–	35	V
$I_F$	continuous forward current	–	100	mA
$T_{stg}$	storage temperature	–65	+150	$^{\circ}\text{C}$
$T_j$	junction temperature	–	150	$^{\circ}\text{C}$

## ELECTRICAL CHARACTERISTICS

$T_j = 25^{\circ}\text{C}$  unless otherwise specified.

SYMBOL	PARAMETER	CONDITIONS	TYP.	MAX.	UNIT
$V_F$	forward voltage	$I_F = 100\text{ mA}$ ; see Fig.2	–	1.2	V
$I_R$	reverse current	see Fig.3 $V_R = 20\text{ V}$ $V_R = 20\text{ V}$ ; $T_{amb} = 75^{\circ}\text{C}$	– –	100 1	nA $\mu\text{A}$
$C_d$	diode capacitance	$f = 1\text{ to }100\text{ MHz}$ ; $V_R = 3\text{ V}$ ; see Fig.4			
	BA482		0.8	1.2	pF
	BA483		0.7	1.0	pF
	BA484		1.0	1.6	pF
$r_D$	diode forward resistance	$I_F = 3\text{ mA}$ ; $f = 200\text{ MHz}$ ; see Fig.5			
	BA482		0.6	0.7	$\Omega$
	BA483		0.8	1.2	$\Omega$
	BA484		0.8	1.2	$\Omega$

Band-switching diodes

BA482; BA483; BA484

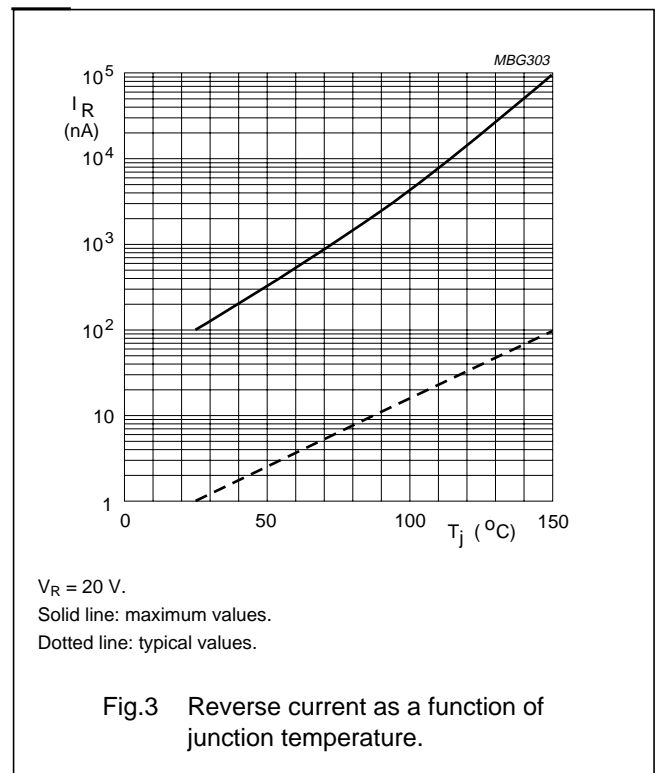
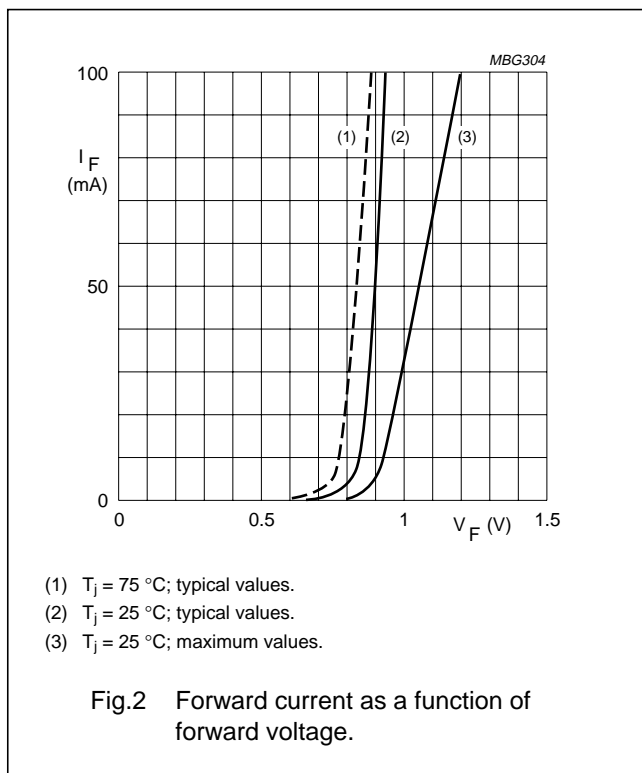
THERMAL CHARACTERISTICS

SYMBOL	PARAMETER	CONDITIONS	VALUE	UNIT
$R_{th\ j-tp}$	thermal resistance from junction to tie-point	lead length 10 mm	300	K/W
$R_{th\ j-a}$	thermal resistance from junction to ambient	lead length 10 mm; note 1	500	K/W

Note

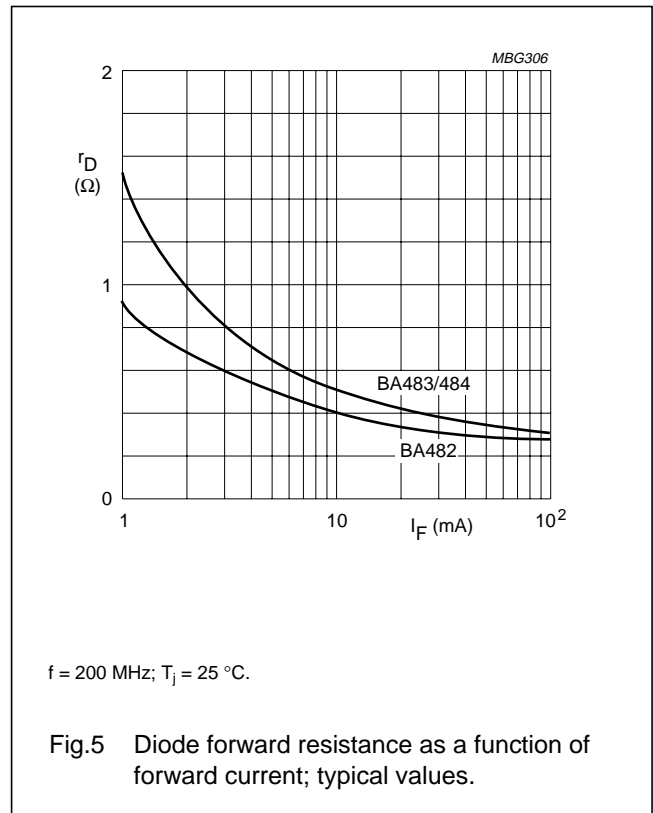
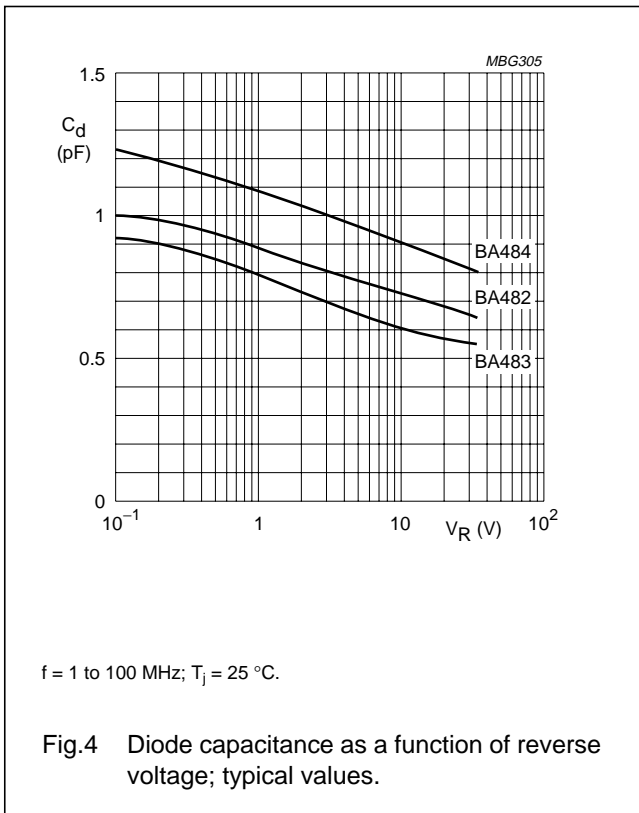
1. Device mounted on a FR4 printed-circuit board without metallization pad.

GRAPHICAL DATA



Band-switching diodes

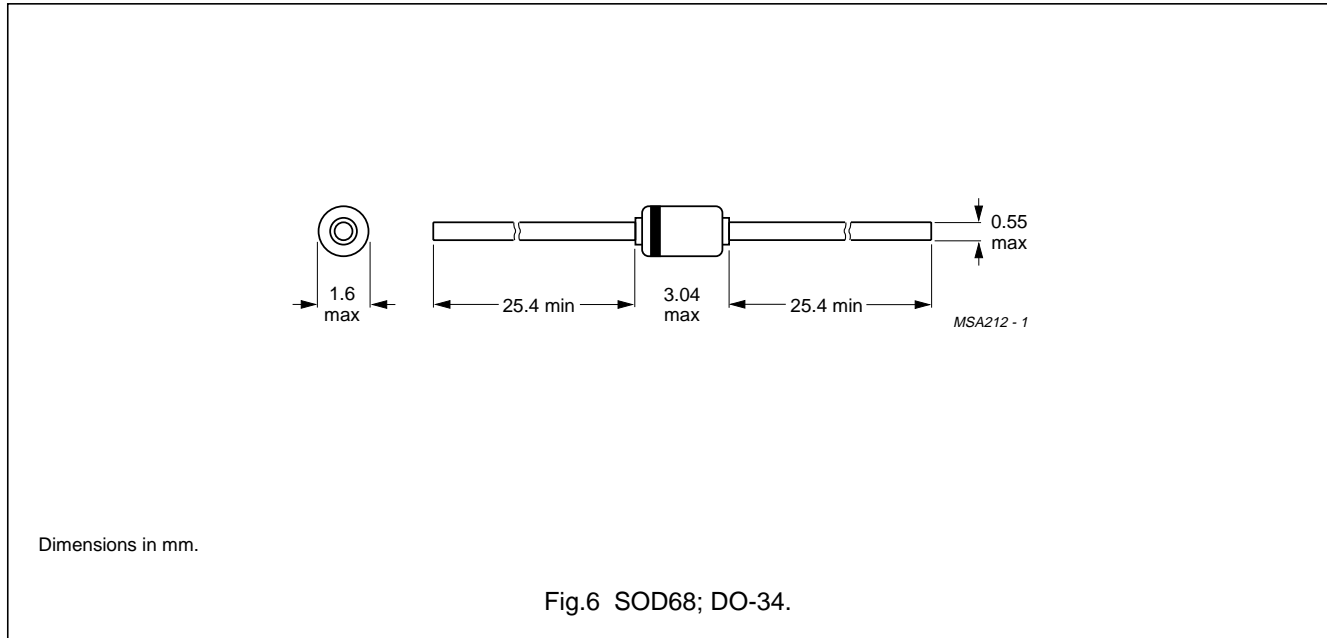
BA482; BA483; BA484



Band-switching diodes

BA482; BA483; BA484

PACKAGE OUTLINE



DEFINITIONS

<b>Data Sheet Status</b>	
Objective specification	This data sheet contains target or goal specifications for product development.
Preliminary specification	This data sheet contains preliminary data; supplementary data may be published later.
Product specification	This data sheet contains final product specifications.
<b>Limiting values</b>	
Limiting values given are in accordance with the Absolute Maximum Rating System (IEC 134). Stress above one or more of the limiting values may cause permanent damage to the device. These are stress ratings only and operation of the device at these or at any other conditions above those given in the Characteristics sections of the specification is not implied. Exposure to limiting values for extended periods may affect device reliability.	
<b>Application information</b>	
Where application information is given, it is advisory and does not form part of the specification.	

LIFE SUPPORT APPLICATIONS

These products are not designed for use in life support appliances, devices, or systems where malfunction of these products can reasonably be expected to result in personal injury. Philips customers using or selling these products for use in such applications do so at their own risk and agree to fully indemnify Philips for any damages resulting from such improper use or sale.



LittleDiode supplies new, hard to find or obsolete electronic components and semiconductors all over the world.

With over two million different components listed you are sure to find the part you need.

Feel free to visit us today at our online store:

[LittleDiode.com](http://LittleDiode.com)

Looking forward to providing you with the best possible service.