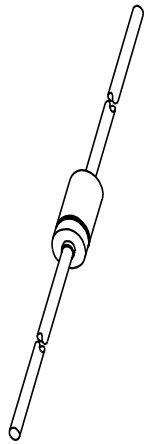


DATA SHEET



BAT81; BAT82; BAT83 Schottky barrier diodes

Product specification
Supersedes data of July 1991

1996 Mar 20

Schottky barrier diodes

BAT81; BAT82; BAT83

FEATURES

- Low forward voltage
- High breakdown voltage
- Guard ring protected
- Hermetically-sealed leaded glass package
- Low diode capacitance.

APPLICATIONS

- Ultra high-speed switching
- Voltage clamping
- Protection circuits
- Blocking diodes.

DESCRIPTION

Planar Schottky barrier diode with an integrated protection ring against static discharges, encapsulated in a hermetically-sealed subminiature SOD68 (DO-34) package. The diode is suitable for mounting on a 2 E (5.08 mm) pitch.

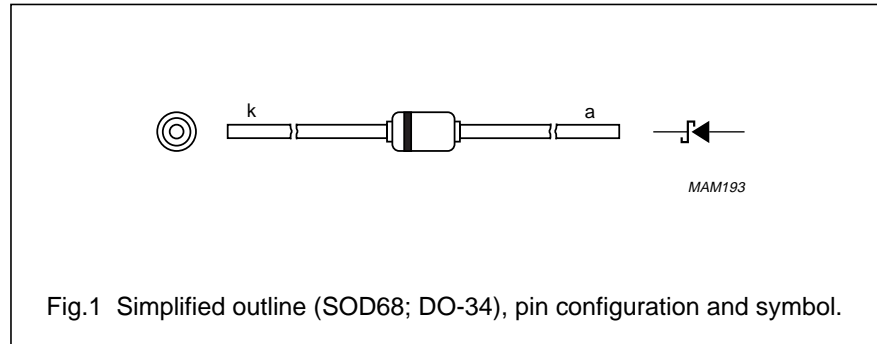


Fig.1 Simplified outline (SOD68; DO-34), pin configuration and symbol.

LIMITING VALUES

In accordance with the Absolute Maximum Rating System (IEC 134).

SYMBOL	PARAMETER	CONDITIONS	MIN.	MAX.	UNIT
V_R	continuous reverse voltage				
	BAT81		–	40	V
	BAT82		–	50	V
	BAT83		–	60	V
I_F	continuous forward current		–	30	mA
I_{FRM}	repetitive peak forward current	$t_p \leq 1 \text{ s}; \delta \leq 0.5$	–	150	mA
I_{FSM}	non-repetitive peak forward current	$t_p \leq 10 \text{ ms}$	–	500	mA
T_{stg}	storage temperature		–65	150	°C
T_j	junction temperature		–	125	°C

Schottky barrier diodes

BAT81; BAT82; BAT83

ELECTRICAL CHARACTERISTICS

$T_{amb} = 25\text{ }^{\circ}\text{C}$ unless otherwise specified.

SYMBOL	PARAMETER	CONDITIONS	MAX.	UNIT
V_F	forward voltage	see Fig.2		
		$I_F = 0.1\text{ mA}$	330	mV
		$I_F = 1\text{ mA}$	410	mV
		$I_F = 15\text{ mA}$	1	V
I_R	reverse current	$V_R = V_{Rmax}$; see Fig.3	200	nA
C_d	diode capacitance	$f = 1\text{ MHz}$; $V_R = 1\text{ V}$; see Fig.4	1.6	pF

THERMAL CHARACTERISTICS

SYMBOL	PARAMETER	CONDITIONS	VALUE	UNIT
$R_{th\ j-a}$	thermal resistance from junction to ambient	note 1	320	K/W

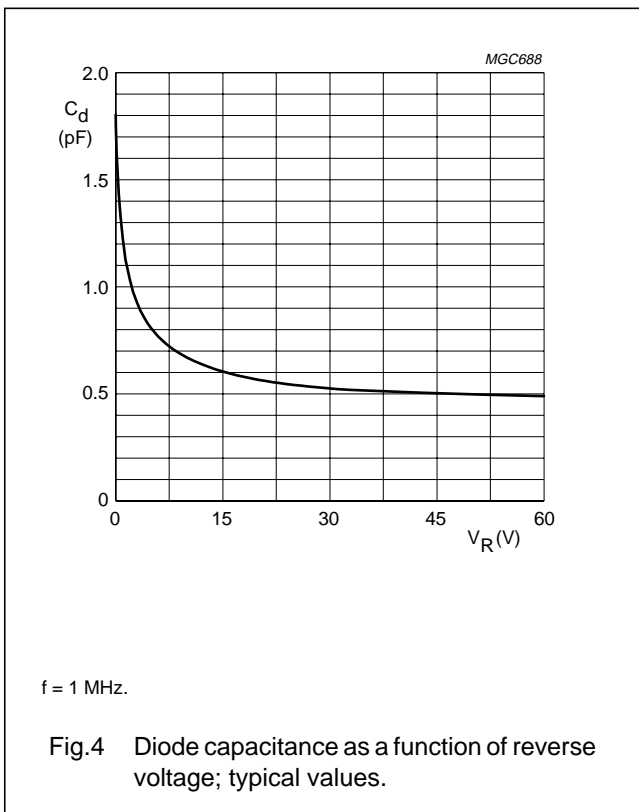
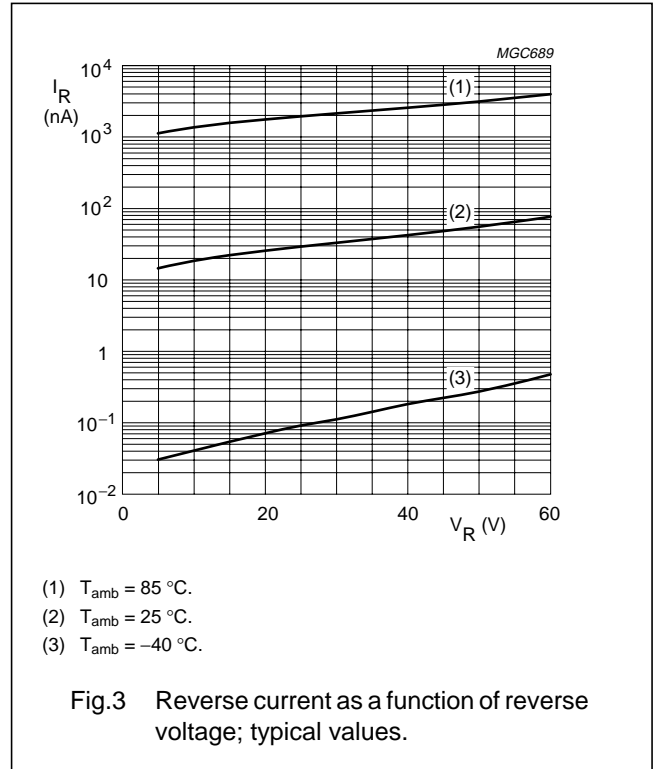
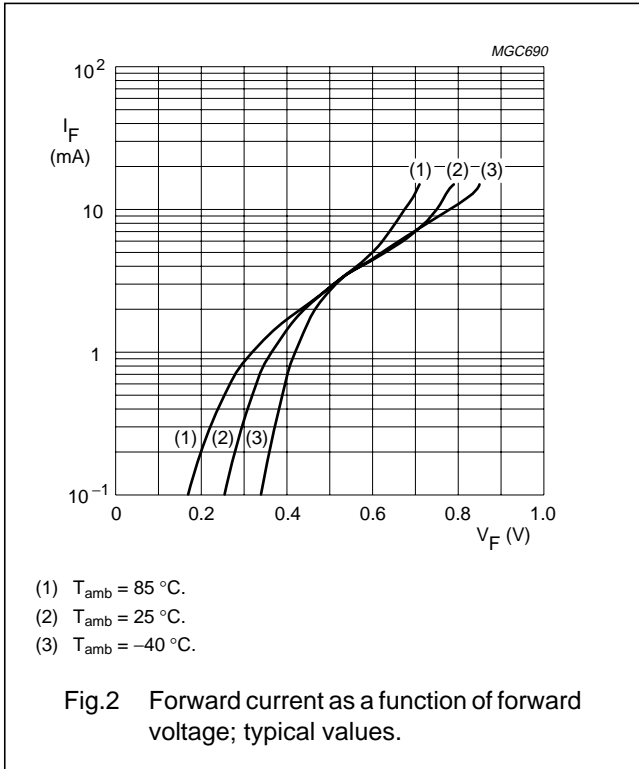
Note

1. Refer to SOD68 standard mounting conditions.

Schottky barrier diodes

BAT81; BAT82; BAT83

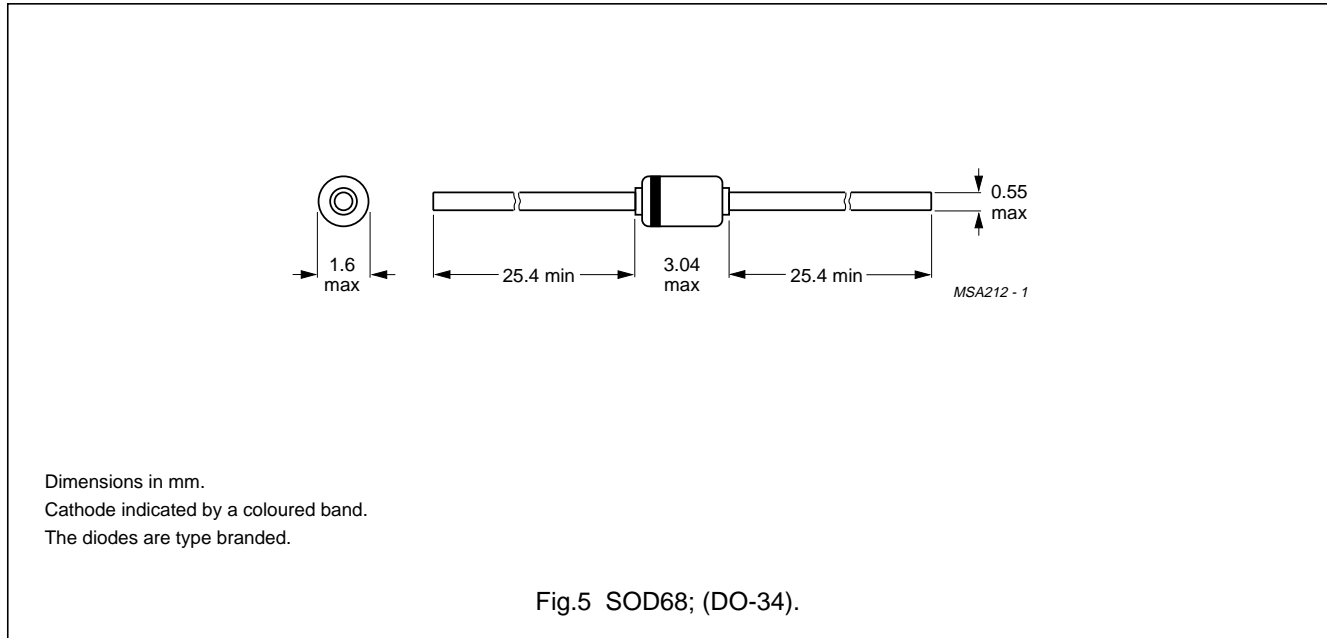
GRAPHICAL DATA



Schottky barrier diodes

BAT81; BAT82; BAT83

PACKAGE OUTLINE



DEFINITIONS

Data sheet status	
Objective specification	This data sheet contains target or goal specifications for product development.
Preliminary specification	This data sheet contains preliminary data; supplementary data may be published later.
Product specification	This data sheet contains final product specifications.
Limiting values	
Limiting values given are in accordance with the Absolute Maximum Rating System (IEC 134). Stress above one or more of the limiting values may cause permanent damage to the device. These are stress ratings only and operation of the device at these or at any other conditions above those given in the Characteristics sections of the specification is not implied. Exposure to limiting values for extended periods may affect device reliability.	
Application information	
Where application information is given, it is advisory and does not form part of the specification.	

LIFE SUPPORT APPLICATIONS

These products are not designed for use in life support appliances, devices, or systems where malfunction of these products can reasonably be expected to result in personal injury. Philips customers using or selling these products for use in such applications do so at their own risk and agree to fully indemnify Philips for any damages resulting from such improper use or sale.



LittleDiode supplies new, hard to find or obsolete electronic components and semiconductors all over the world.

With over two million different components listed you are sure to find the part you need.

Feel free to visit us today at our online store:

LittleDiode.com

Looking forward to providing you with the best possible service.