



GOOD-ARK

BZX55 ...

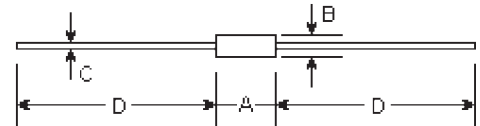
SILICON PLANAR ZENER DIODES

Features

Silicon Planar Zener Diodes

The Zener voltages are graded according to the international E 24 standard. Other voltage tolerances and higher Zener voltages on request.

DO-35



DIMENSIONS					Note
DIM	inches		mm		
	Min.	Max.	Min.	Max.	
A	-	0.154	-	3.9	
B	-	0.075	-	1.9	ϕ
C	-	0.020	-	0.52	ϕ
D	1.083	-	27.50	-	

Absolute Maximum Ratings ($T_a=25^{\circ}\text{C}$)

	Symbols	Values	Units
Zener current see Table "Characteristics"			
Power dissipation at $T_{amb}=25^{\circ}\text{C}$	P_{tot}	500 ⁽¹⁾	mW
Junction temperature	T_j	175	$^{\circ}\text{C}$
Storage temperature range	T_s	-55 to +175	$^{\circ}\text{C}$

Note:

(1) Valid provided that leads are kept at ambient temperature at a distance of 8 mm from case.

Characteristics at $T_{amb}=25^{\circ}\text{C}$

	Symbols	Min.	Typ.	Max.	Units
Thermal resistance junction to ambient Air	R_{thA}	-	-	0.3 ⁽¹⁾	K/mW
Forward voltage at $I_F=100\text{mA}$	V_F	-	-	1.0	V

Note:

(1) Valid provided that leads are kept at ambient temperature at a distance of 8 mm from case.

Type	Zener voltage range 1)			Dynamic resistance			Reverse leakage current			Temp. coefficient of Zener voltage
	V _{znom}	I _{ZT} for V _{ZT} ²⁾		r _{ZT} and r _{ZIK} at I _{ZK}			I _R and I _R ²⁾ at V _R			TK _{VZ}
		V	mA	V	Ω	Ω	mA	μA	μA	
BZX55/C 0V8	0.8	5	0.73 ... 0.83	<8	<50	1	-	-	-	-0.26 ... -0.23
BZX55/C 2V0	2.0	5	1.9 ... 2.1	<85	<600	1	<100	<200	1	-0.09 ... -0.06
BZX55/C 2V4	2.4	5	2.28 ... 2.56	<85	<600	1	<50	<100	1	-0.09 ... -0.06
BZX55/C 2V7	2.7	5	2.5 ... 2.9	<85	<600	1	<10	<50	1	-0.09 ... -0.06
BZX55/C 3V0	3.0	5	2.8 ... 3.2	<85	<600	1	<4	<40	1	-0.08 ... -0.05
BZX55/C 3V3	3.3	5	3.1 ... 3.5	<85	<600	1	<2	<40	1	-0.08 ... -0.05
BZX55/C 3V6	3.6	5	3.4 ... 3.8	<85	<600	1	<2	<40	1	-0.08 ... -0.05
BZX55/C 3V9	3.9	5	3.7 ... 4.1	<85	<600	1	<2	<40	1	-0.08 ... -0.05
BZX55/C 4V3	4.3	5	4.0 ... 4.6	<75	<600	1	<1	<20	1	-0.06 ... -0.03
BZX55/C 4V7	4.7	5	4.4 ... 5.0	<60	<600	1	<0.5	<10	1	-0.05 ... +0.02
BZX55/C 5V1	5.1	5	4.8 ... 5.4	<35	<550	1	<0.1	<2	1	-0.02 ... +0.02
BZX55/C 5V6	5.6	5	5.2 ... 6.0	<25	<450	1	<0.1	<2	1	-0.05 ... +0.05
BZX55/C 6V2	6.2	5	5.8 ... 6.6	<10	<200	1	<0.1	<2	2	0.03 ... 0.06
BZX55/C 6V8	6.8	5	6.4 ... 7.2	<8	<150	1	<0.1	<2	3	0.03 ... 0.07
BZX55/C 7V5	7.5	5	7.0 ... 7.9	<7	<50	1	<0.1	<2	5	0.03 ... 0.07
BZX55/C 8V2	8.2	5	7.7 ... 8.7	<7	<50	1	<0.1	<2	6.2	0.03 ... 0.08
BZX55/C 9V1	9.1	5	8.5 ... 9.6	<10	<50	1	<0.1	<2	6.8	0.03 ... 0.09
BZX55/C 10	10	5	9.4 ... 10.6	<15	<70	1	<0.1	<2	7.5	0.03 ... 0.1
BZX55/C 11	11	5	10.4 ... 11.6	<20	<70	1	<0.1	<2	8.2	0.03 ... 0.11
BZX55/C 12	12	5	11.4 ... 12.7	<20	<90	1	<0.1	<2	9.1	0.03 ... 0.11
BZX55/C 13	13	5	12.4 ... 14.1	<26	<110	1	<0.1	<2	10	0.03 ... 0.11
BZX55/C 15	15	5	13.8 ... 15.6	<30	<110	1	<0.1	<2	11	0.03 ... 0.11
BZX55/C 16	16	5	15.3 ... 17.1	<40	<170	1	<0.1	<2	12	0.03 ... 0.11
BZX55/C 18	18	5	16.8 ... 19.1	<50	<170	1	<0.1	<2	13	0.03 ... 0.11
BZX55/C 20	20	5	18.8 ... 21.2	<55	<220	1	<0.1	<2	15	0.03 ... 0.11
BZX55/C 22	22	5	20.8 ... 23.3	<55	<220	1	<0.1	<2	16	0.04 ... 0.12
BZX55/C 24	24	5	22.8 ... 25.6	<80	<220	1	<0.1	<2	18	0.04 ... 0.12
BZX55/C 27	27	5	25.1 ... 28.9	<80	<220	1	<0.1	<2	20	0.04 ... 0.12
BZX55/C 30	30	5	28 ... 32	<80	<220	1	<0.1	<2	22	0.04 ... 0.12
BZX55/C 33	33	5	31 ... 35	<80	<220	1	<0.1	<2	24	0.04 ... 0.12
BZX55/C 36	36	5	34 ... 38	<80	<220	1	<0.1	<2	27	0.04 ... 0.12
BZX55/C 39	39	2.5	37 ... 41	<90	<500	0.5	<0.1	<5	30	0.04 ... 0.12
BZX55/C 43	43	2.5	40 ... 46	<90	<500	0.5	<0.1	<5	33	0.04 ... 0.12
BZX55/C 47	47	2.5	44 ... 50	<110	<600	0.5	<0.1	<5	36	0.04 ... 0.12
BZX55/C 51	51	2.5	48 ... 54	<125	<700	0.5	<0.1	<10	39	0.04 ... 0.12
BZX55/C 56	56	2.5	52 ... 60	<135	<700	0.5	<0.1	<10	43	0.04 ... 0.12
BZX55/C 62	62	2.5	58 ... 66	<150	<1000	0.5	<0.1	<10	47	0.04 ... 0.12
BZX55/C 68	68	2.5	64 ... 72	<200	<1000	0.5	<0.1	<10	51	0.04 ... 0.12
BZX55/C 75	75	2.5	70 ... 79	<250	<1000	0.5	<0.1	<10	56	0.04 ... 0.12
BZX55/C 82	82	2.5	77 ... 87	<300	<1500	0.25	<0.1	<10	62	0.05 ... 0.12
BZX55/C 91	91	1	85 ... 96	<450	<2000	0.1	<0.1	<10	68	0.05 ... 0.12
BZX55/C 100	100	1	94 ... 106	<450	<5000	0.1	<0.1	<10	75	0.05 ... 0.12
BZX55/C 110	110	1	104 ... 116	<600	<5000	0.1	<0.1	<10	82	0.05 ... 0.12
BZX55/C 120	120	1	114 ... 127	<800	<5500	0.1	<0.1	<10	91	0.05 ... 0.12
BZX55/C 130	130	1	124 ... 141	<950	<6000	0.1	<0.1	<10	100	0.05 ... 0.12
BZX55/C 150	150	1	138 ... 156	<1250	<6500	0.1	<0.1	<10	110	0.05 ... 0.12
BZX55/C 160	160	1	153 ... 171	<1400	<7000	0.1	<0.1	<10	120	0.05 ... 0.12
BZX55/C 180	180	1	168 ... 191	<1700	<8500	0.1	<0.1	<10	130	0.05 ... 0.12
BZX55/C 200	200	1	188 ... 212	<2000	<10000	0.1	<0.1	<10	150	0.05 ... 0.12

Notes:

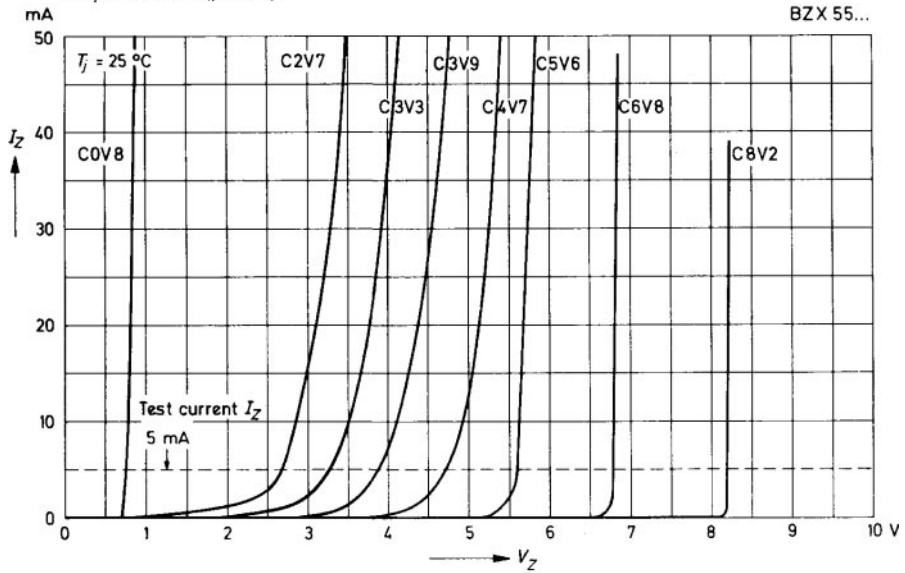
(1) Tested with pulses tp=20ms.

(2) Valid provided that leads are kept at ambient temperature at a distance of 8 mm from case.

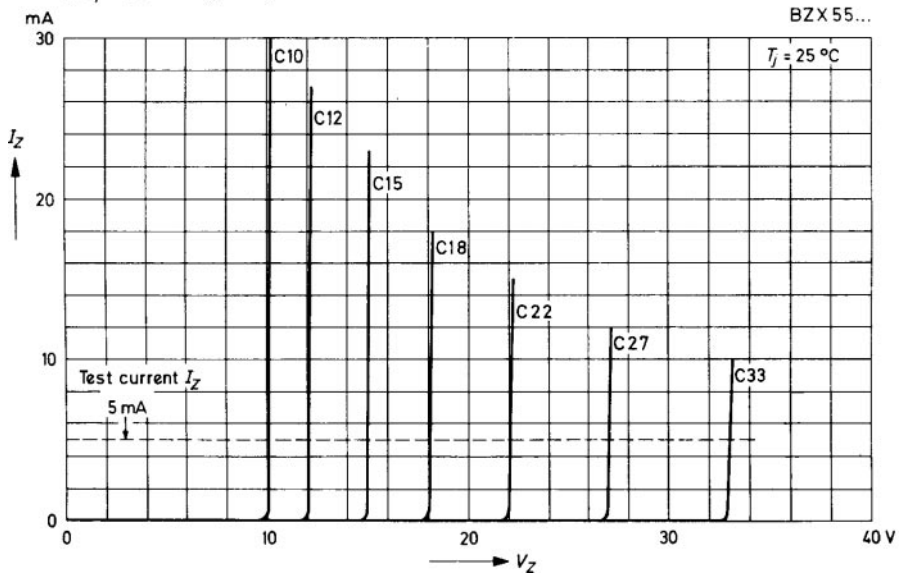
(3) The BZX55-C0V8 is a silicon diode with operation in forward direction. Hence, the index of all parameters should be "F" instead of "Z". Connect the cathode lead to the negative pole.

RATINGS AND CHARACTERISTIC CURVES

Breakdown characteristics
at $T_j = \text{constant}$ (pulsed)



Breakdown characteristics
at $T_j = \text{constant}$ (pulsed)





LittleDiode supplies new, hard to find or obsolete electronic components and semiconductors all over the world.

With over two million different components listed you are sure to find the part you need.

Feel free to visit us today at our online store:

LittleDiode.com

Looking forward to providing you with the best possible service.