

**Radiation Hardened  
CMOS Dual SPDT Analog Switch**

The HS-303RH analog switch is a monolithic device fabricated using Radiation Hardened CMOS technology and the Intersil dielectric isolation process for latch-up free operation. Improved total dose hardness is obtained by layout (thin oxide tabs extending to a channel stop) and processing (hardened gate oxide). This switch offers low-resistance switching performance for analog voltages up to the supply rails. "ON" resistance is low and stays reasonably constant over the full range of operating voltage and current. "ON" resistance also stays reasonably constant when exposed to radiation, being typically 30Ω pre-rad and 35Ω post 100kRAD(Si). Break-before-make switching is controlled by 5V digital inputs.

**Specifications**

Specifications for Rad Hard QML devices are controlled by the Defense Supply Center in Columbus (DSCC). The SMD numbers listed below must be used when ordering.

Detailed Electrical Specifications for the HS-303RH are contained in SMD 5962-95813. A "hot-link" is provided from our website for downloading

**Ordering Information**

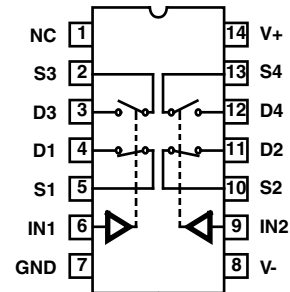
ORDERING NUMBER	PART NUMBER	TEMP. RANGE (°C)
5962R9581301QCC	HS1-303RH-8	-55 to 125
5962R9581301QXC	HS9-303RH-8	-55 to 125
5962R9581301VCC	HS1-303RH-Q	-55 to 125
5962R9581301VXC	HS9-303RH-Q	-55 to 125
HS1-303RH/PROTO	HS1-303RH/PROTO	-55 to 125
HS9-303RH/PROTO	HS9-303RH/PROTO	-55 to 125

**Features**

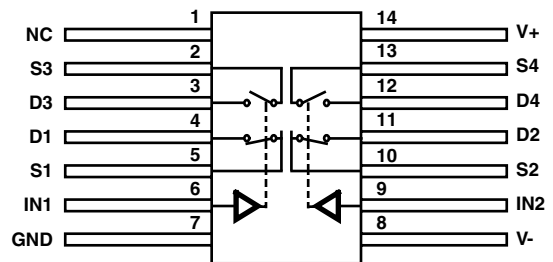
- QML, Per MIL-PRF-38535
- Radiation Performance
  - Gamma Dose (γ) 1 x 10<sup>5</sup> RAD(Si)
- No Latch-Up, Dielectrically Isolated Device Islands
- Pin for Pin Compatible with Intersil HI-303 Series Analog Switches
- Analog Signal Range 15V
- Low Leakage . . . . . 100nA (Max, Post Rad)
- Low r<sub>ON</sub> . . . . . 60Ω (Max, Post Rad)
- Low Operating Power . . . . . 100μA (Max, Post Rad)

**Pinouts**

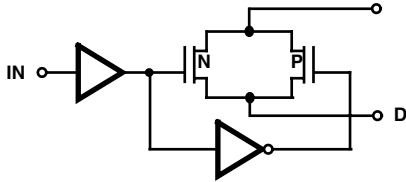
**HS1-303RH (SBDIP), CDIP2-T14  
TOP VIEW**



**HS9-303RH (FLATPACK) CDFP3-F14  
TOP VIEW**



**Functional Diagram**



**SBDIP TRUTH TABLE**

LOGIC	SW1 AND SW2	SW3 AND SW4
0	OFF	ON
1	ON	OFF

**Die Characteristics**

**DIE DIMENSIONS:**

(2130 $\mu\text{m}$  x 1930 $\mu\text{m}$  x 279 $\mu\text{m}$   $\pm$ 25.4 $\mu\text{m}$ )

84 x 76 x 11mils  $\pm$ 1mil

**METALLIZATION:**

Type: Al

Thickness: 12.5k $\text{\AA}$   $\pm$ 2k $\text{\AA}$

**SUBSTRATE POTENTIAL:**

Unbiased (DI)

**BACKSIDE FINISH:**

Gold

**PASSIVATION:**

Type: Silox (SiO<sub>2</sub>)

Thickness: 8k $\text{\AA}$   $\pm$ 1k $\text{\AA}$

**WORST CASE CURRENT DENSITY:**

< 2.0e5 A/cm<sup>2</sup>

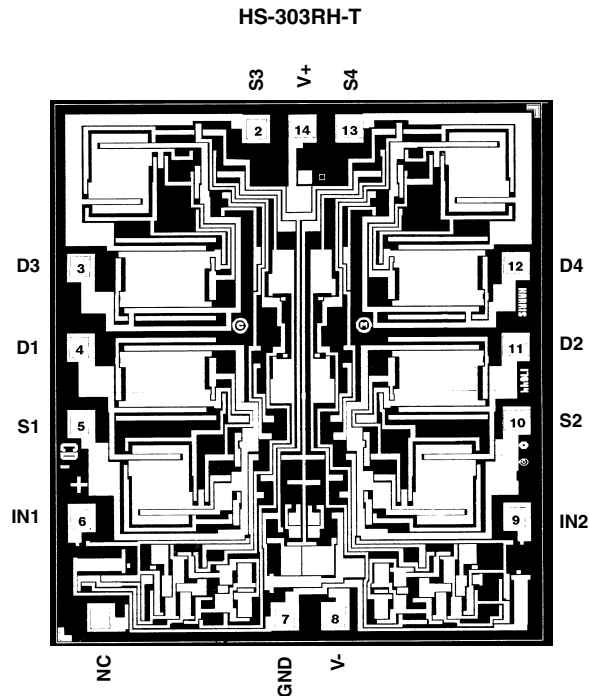
**TRANSISTOR COUNT:**

76

**PROCESS:**

Metal Gate CMOS, Dielectric Isolation

**Metallization Mask Layout**



All Intersil products are manufactured, assembled and tested utilizing ISO9000 quality systems.

Intersil Corporation's quality certifications can be viewed at [www.intersil.com/design/quality](http://www.intersil.com/design/quality)

*Intersil products are sold by description only. Intersil Corporation reserves the right to make changes in circuit design, software and/or specifications at any time without notice. Accordingly, the reader is cautioned to verify that data sheets are current before placing orders. Information furnished by Intersil is believed to be accurate and reliable. However, no responsibility is assumed by Intersil or its subsidiaries for its use; nor for any infringements of patents or other rights of third parties which may result from its use. No license is granted by implication or otherwise under any patent or patent rights of Intersil or its subsidiaries.*

For information regarding Intersil Corporation and its products, see [www.intersil.com](http://www.intersil.com)

This datasheet has been downloaded from:

[www.DatasheetCatalog.com](http://www.DatasheetCatalog.com)

Datasheets for electronic components.



LittleDiode supplies new, hard to find or obsolete electronic components and semiconductors all over the world.

With over two million different components listed you are sure to find the part you need.

Feel free to visit us today at our online store:

[LittleDiode.com](http://LittleDiode.com)

Looking forward to providing you with the best possible service.