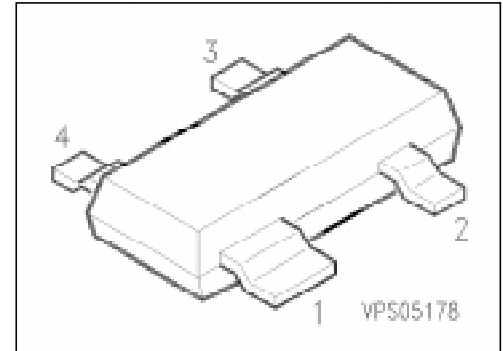


## Silicon Dual Schottky Diode

BAT 14-099

- DBS mixer application to 12 GHz
- Low noise figure
- Medium barrier type



**ESD:** Electrostatic discharge sensitive device, observe handling precautions!

Type	Marking	Ordering Code (tape and reel)	Pin Configuration	Package <sup>1)</sup>
BAT 14-099	S9	Q62702-A3461		SOT-143

### Maximum Ratings per Diode

Parameter	Symbol	Values	Unit
Reverse voltage	$V_R$	4	V
Forward current	$I_F$	90	mA
Power dissipation, $T_s \leq 55\text{ °C}$	$P_{tot}$	100	mW
Storage temperature range	$T_{stg}$	- 55 ... + 150	°C
Operating temperature range	$T_{op}$	- 55 ... + 150	

### Thermal Resistance

Junction – ambient <sup>2)</sup>	$R_{th\ JA}$	≤ 1090	K/W
Junction – soldering point	$R_{th\ JS}$	≤ 930	

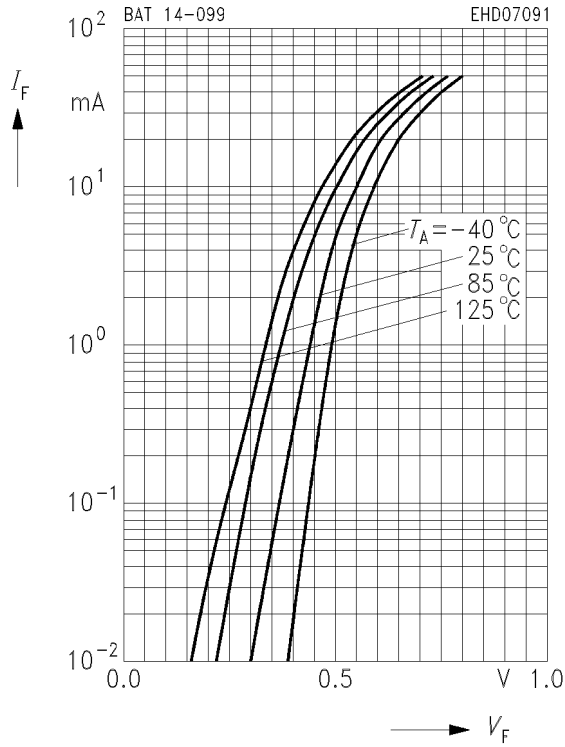
<sup>1)</sup> For detailed information see chapter Package Outlines.

<sup>2)</sup> Package mounted on alumina 15 mm × 16.7 mm to 0.7 mm.

**Electrical Characteristics per Diode**  
at  $T_A = 25\text{ }^\circ\text{C}$ , unless otherwise specified.

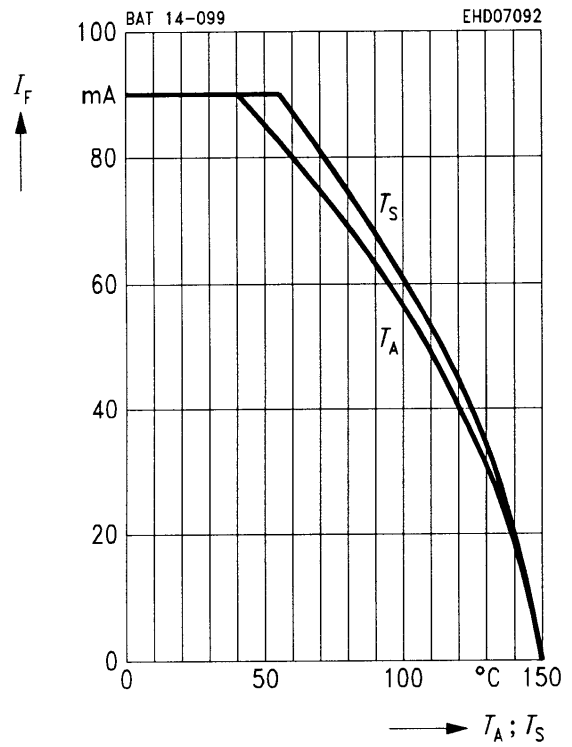
Parameter	Symbol	Values			Unit
		min.	typ.	max.	
Breakdown voltage $I_R = 5\text{ }\mu\text{A}$	$V_{BR}$	4	–	–	V
Forward voltage $I_F = 1\text{ mA}$ $I_F = 10\text{ mA}$	$V_F$	– –	0.43 0.55	– –	
Forward voltage matching $I_F = 10\text{ mA}$	$\Delta V_F$	–	–	10	mV
Diode capacitance $V_R = 0, f = 1\text{ MHz}$	$C_T$	–	–	0.35	pF
Forward resistance $I_F = 10\text{ mA} / 50\text{ mA}$	$R_F$	–	5.5	–	$\Omega$

**Forward current  $I_F = f(V_F)$**

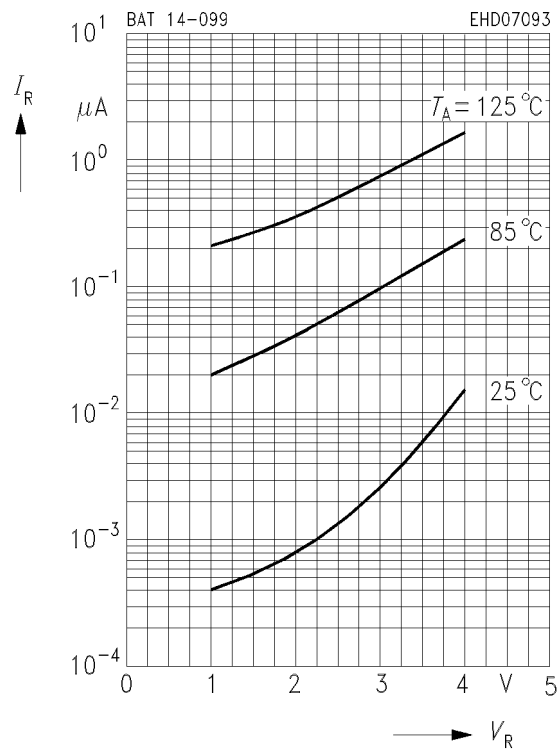


**Forward current  $I_F = f(T_S; T_A^*)$**

\*Package mounted on alumina

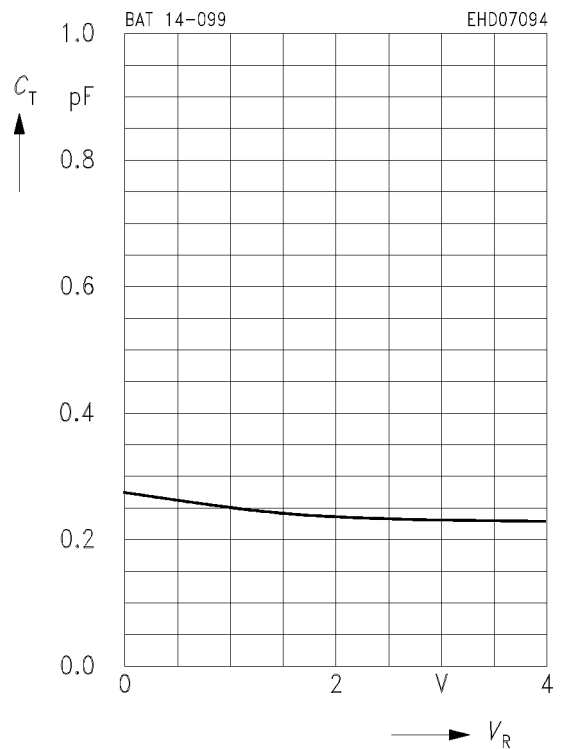


**Reverse current  $I_R = f(V_R)$**



**Diode capacitance  $C_T = f(V_R)$**

$f = 1 \text{ MHz}$

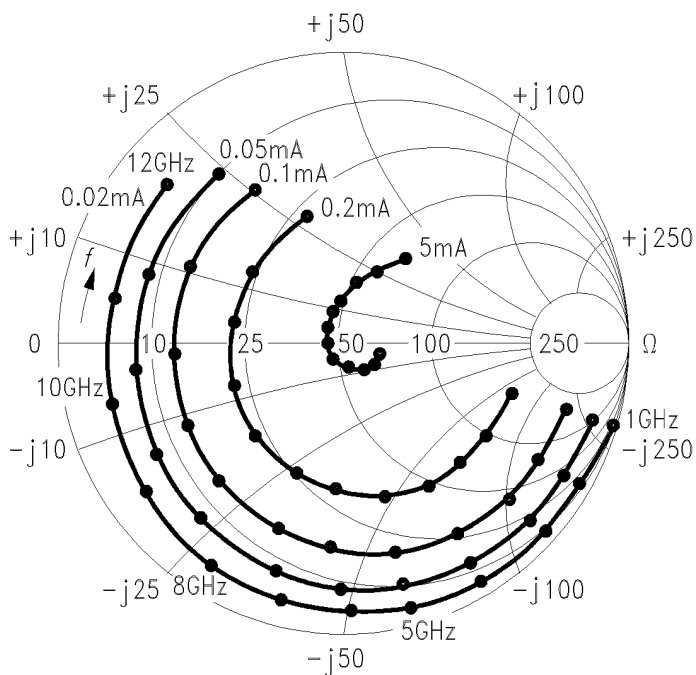


**S<sub>11</sub>-Parameters**

Typical impedance characteristics (with external bias *I* and *Z*<sub>0</sub> = Ω)

<i>f</i> GHz	<i>I</i> = 0.02 mA		<i>I</i> = 0.05 mA		<i>I</i> = 0.1 mA		<i>I</i> = 0.2 mA		<i>I</i> = 0.5 mA	
	MAG	ANG	MAG	ANG	MAG	ANG	MAG	ANG	MAG	ANG
1	0.99	- 15.89	0.91	- 16.40	0.79	- 16.40	0.57	- 16.60	0.13	- 17.30
2	0.96	- 30.40	0.88	- 30.80	0.76	- 31.09	0.56	- 30.70	0.13	- 28.40
3	0.95	- 45.30	0.87	- 46.20	0.75	- 47.30	0.55	- 47.00	0.11	- 43.99
4	0.93	- 59.60	0.86	- 61.60	0.73	- 62.40	0.53	- 62.40	0.10	- 54.40
5	0.93	- 74.80	0.85	- 77.10	0.72	- 78.70	0.51	- 78.70	0.07	- 80.70
6	0.91	- 89.50	0.83	- 93.10	0.69	- 95.70	0.48	- 95.70	0.04	- 102.30
7	0.89	- 106.60	0.80	- 110.50	0.66	- 112.70	0.45	- 114.00	0.02	158.01
8	0.88	- 123.40	0.79	- 129.40	0.64	- 132.40	0.43	- 135.40	0.06	118.40
9	0.86	- 143.20	0.76	- 150.20	0.62	- 154.20	0.40	- 161.20	0.12	96.20
10	0.83	- 166.10	0.72	- 174.10	0.58	- 179.10	0.37	171.10	0.19	72.10
11	0.82	168.10	0.71	158.10	0.59	153.80	0.39	140.80	0.25	62.60
12	0.80	138.20	0.72	127.20	0.60	121.20	0.44	108.20	0.33	49.20

$S_{11} = f(f, I)$



EHD07095



LittleDiode supplies new, hard to find or obsolete electronic components and semiconductors all over the world.

With over two million different components listed you are sure to find the part you need.

Feel free to visit us today at our online store:

**[LittleDiode.com](http://LittleDiode.com)**

Looking forward to providing you with the best possible service.